















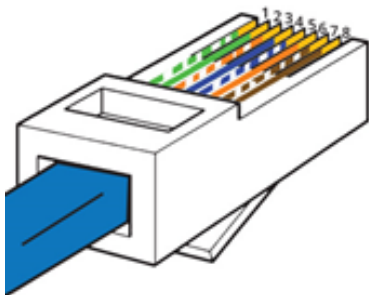


# Camtec DigiCat - Wiring

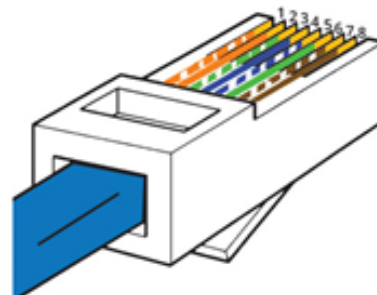
RJ45 PIN	XLR		TIA-	
	CH	PIN	568A	568B
1	3	2		
2	3	3		
3	4	2		
4	1	3		
5	1	2		
6	4	3		
7	2	2		
8	2	3		
GND	1-4	1		

XLR PIN-No. is identical for 3-/5-Pin XLR

**RJ45 Pinout**  
T-568A



**RJ45 Pinout**  
T-568B



Kunde: Camtec

Version:	Änderung:	Datum:	Name:
#1	Zeichnung erstellt	26.06.2020	Ingo Kleinhöfner

Zeichnung: DigiCat - Wiring

Beschreibung: Camtec-Norm

Maßstab: no scale    Format: A4